

How to authorize the College Opportunity Fund stipend

The College Opportunity Fund (COF), created by the Colorado Legislature, provides a stipend to eligible undergraduate students paying in-state tuition. The stipend pays a portion of total in-state tuition for eligible undergraduate students who attend a Colorado public institution or a participating private institution. Eligible undergraduate students must be admitted and enrolled at a participating institution to use the stipend for eligible undergraduate classes. The stipend is paid on a per-credit-hour basis to the institution. The credit hour amount is set annually by the General Assembly.

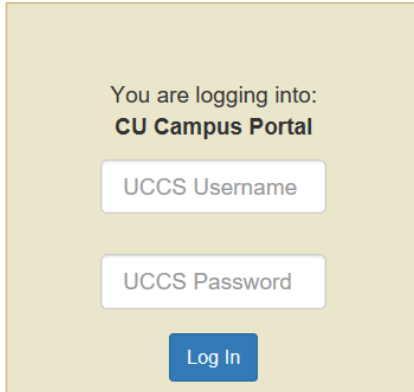
First, make sure that you've applied for COF on the College Assist website: <https://cof.college-assist.org/>

You cannot authorize COF to your student account, until you have applied.

1. Apply once in your lifetime at [College Assist](#).
2. When you're finished applying, it will take 2–7 days before you can complete the next step (authorization of the stipend to your student account).
3. Log in to [MyUCCSportal](#).
4. Click on the **Student Financials (Bursar)** tab.
5. Select **Authorize COF**.
6. Select the term and click **Update Authorization**.
7. Make your selection and click **Submit** then **Confirm**.



1. **Log into your UCCS Student Portal:** www.uccs.edu/portal.



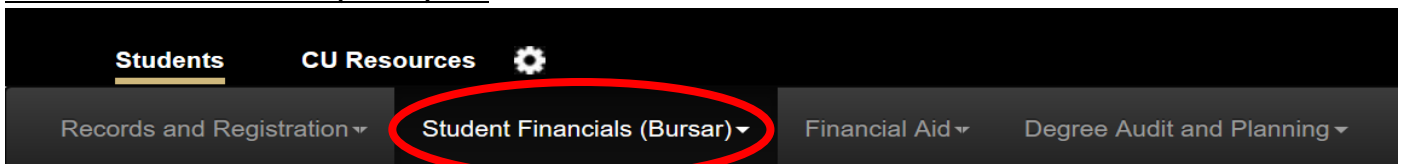
You are logging into:
CU Campus Portal

UCCS Username

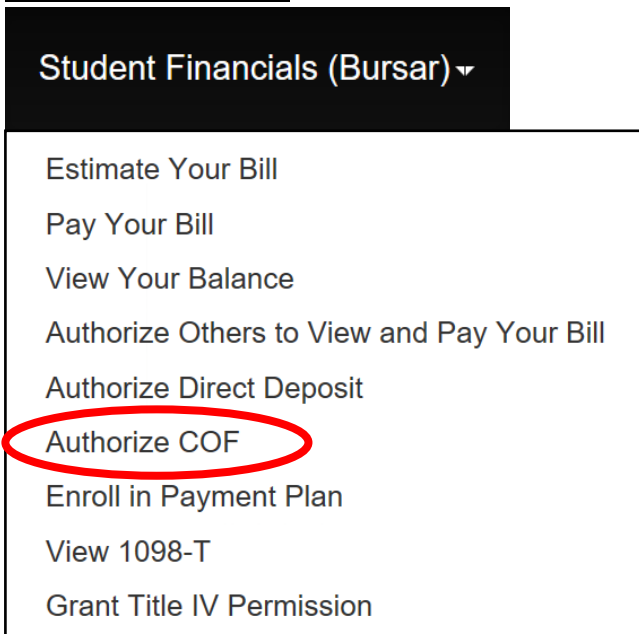
UCCS Password

Log In

2. **Click on Student Financials (Bursar) tab:**



3. **Click on Authorize COF:**



4. Click on Update Authorization:

COF Authorization/Review [Return To Institution Selection](#)

TERM	TERM ELIGIBLE	COF TERM AUTHORIZATION	ENROLLED HOURS	COF ELIGIBLE HOURS	STIPEND AMOUNT	UPDATE AUTHORIZATION
Fall 2017	Eligible		13.00	13.00		Update Authorization

5. Select Authorize and submit:

COF Authorization > Update Authorization > Spring 2020 [Return To Institution Selection](#)

 [Menu](#)

You are here:

Authorize
 Refused Authorization

6. Click Confirm:

1 STEP 1 → 2 STEP 2 → 3 STEP 3 → 4 STEP 4

You have selected the following COF Authorization option:
Lifetime Authorization
Press Confirm if this is correct. Press Go Back to change your authorization selection.

7. This process is now complete. Thank you!

1 STEP 1 → 2 STEP 2 → 3 STEP 3 → 4 STEP 4

Your selection has been successfully submitted